






KAL1224502D

Part number: A101224502D

Switching power supply 2 separated outputs. 12Vdc (2A) - 24Vdc (1A)



APPLICATION FIELDS

-  RESIDENTIAL
-  COMMERCIAL
-  MEDICAL
-  PUBLIC SERVICE
-  PUBLIC ENTERTAINMENT

Installation	DIN rail
Technology	Switching
Phase	Single
Input voltage (Vac)	100 - 240 Vac
Input current lout (A)	0,45 (115Vac) / 0,50 (230Vac)
Inrush current (A)	35
Input frequency (Hz)	50 - 60
Power Dissipation at 230Vac (W)	9,5
Efficiency (%)	>80
Power (W)	25

Output voltage	12 Vdc, 24 Vdc
Adjustable Output (Vdc)	Output 24Vdc 24 - 28 / Output 12Vdc 12 - 14
Output current (A)	2, 1
Derating	-
IP rating	IP20
Cooling	Natural
Working temperature (°C)	-15 +60
Communication	-
Available contact	-
Signalling	Absent output voltage, DC OK
Protections	Overload, Short circuit, Thermal
Connection	Screw
Material	Plastic fire-retardant UL-94V-0
Standards	EN 61000-3-3, EN 61000-6-1, EN 61000-6-3, EN 62368-1
Classification Pelv / Selv	pelv / selv
Warranty	2 Year
Package quantity (pieces)	
Height (mm)	90
Width (mm)	70
Depth (mm)	66
Weight (Kg)	0,35