

PA80-24

Open frame power supply 115/230Vac to 24Vac, 3.3A

DESCRIPTION

The PA80-24 is intended for powering cameras in extreme conditions. The power supply is rated up to 80 °C. The supply can deliver 80VA from the secondary winding (24 Vac at 3,3 A). The open frame PSU can be fitted on a DIN rail or in a junction box.

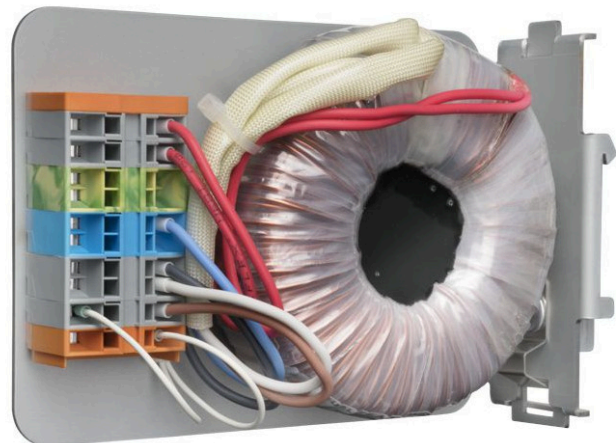
FEATURES

115/230 Vac to 24 Vac power supply

Max. temperature range -25°C to +80°C at 30W

Open frame construction

DIN-rail mount



Derating

Above 40 °C there is a derating of the output power. The power over-temperature profile is sufficient to power a TKH Security Solutions PTZ cameras at 65 °C. When the camera heats up the internal heaters are switched off and the power dissipation will reduce dramatically (up to 40 W).

PA80-24

Input Power	115Vac or 230VAC
Output Power	24VAC/3.3A
Power	80 VA
Mounting	Din rail mount
Weight	1 kg
Dimensions (W x H x D)	110 x 155 x 50 mm (4.3 x 6.1x 2.0 in)
Materials	Aluminum bracket, Copper, RoHs compliant, PVC free
Operating temperature	-25°C to +40 °C Derating: 1.25VA/°C
Operating humidity	10% to 90%, non-condensing
Storage temperature	-10°C to +80 °C
Storage humidity	10% to 90% non-condensing

Safety


CE	EN61558-1 / EN61558-2
UL	UL 5085-1, UL5085-2. File number E320377

Order Information

PA80-24	PSU, 115/230 VAC to 24VAC, 3.3A, indoor, extended temp.
---------	---

Wiring instruction

Unpack. The PA80-24 is not wired.




Use the included cable binder to bundle the wires.



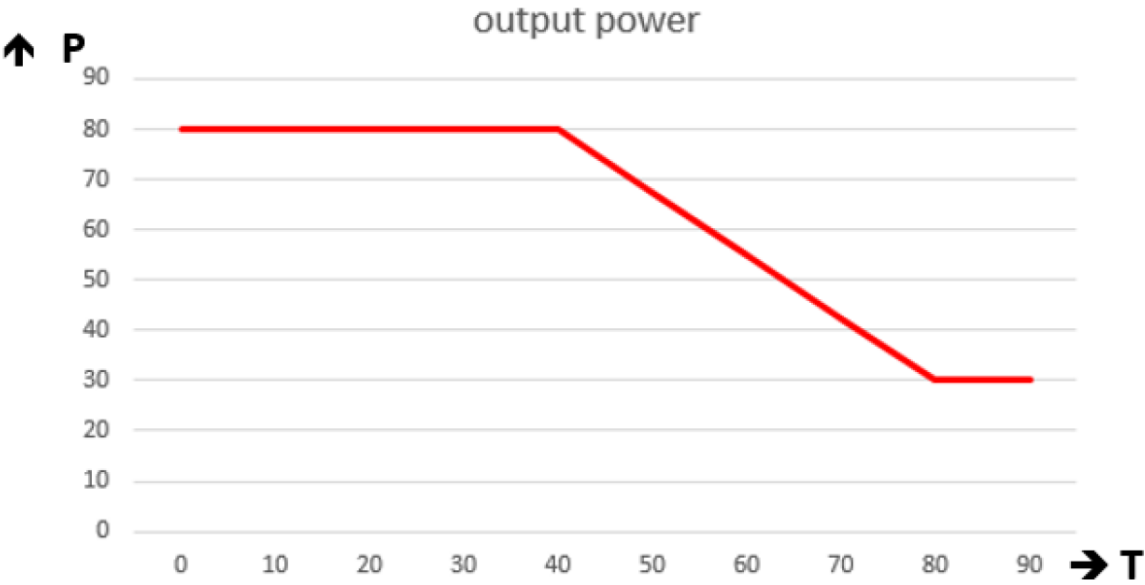
Insert the wires by opening the spring loaded contacts with a small screwdriver.



Connect the wires according to wiring instruction depending on the primary voltage. See drawing on next page. (in this example the PA80-24 is wired for 230 Vac)



DERATING CURVE:



WIRING INSTRUCTION (DETAILED)

WIRING INSTRUCTION FOR 115Vac or 230Vac

