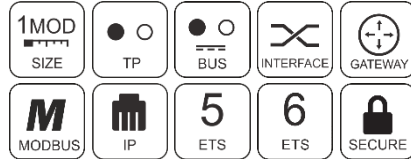


## Data sheet

**KNX Modbus TCP Gateway 716**

KNX Modbus Gateway with 250 datapoints



(Art. # 5425)

**Application area**

The KNX Modbus TCP Gateway 716 is a compact gateway between KNX TP and modbus TCP with 250 freely configurable datapoints.

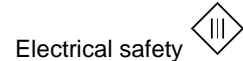
The device enables easy integration of modbus devices that support the TCP protocol via IP and can act as a modbus master or slave. As master the device can address up to 5 slave devices.

The assignment between KNX objects and modbus registers can be configured via parameters in the ETS without an additional tool.

Two buttons and three LEDs allow local operation and visualization of the device status.

Furthermore, the device can be used as a programming interface to connect one or more PCs to the KNX bus (e.g. for ETS®).

Power is supplied via the KNX bus.  
The device supports KNX Security.

**Technical Specification**

Electrical safety

- Protection (acc. EN 60529): IP20

CE marking according to

- EMC directive 2014 / 30 / EU
- RoHS directive 2011 / 65 / EU
- EN 63044-3: 2018
- EN 50491-5-1: 2010
- EN 50491-5-2: 2010
- EN 50491-5-3: 2010
- EN 61000-6-2: 2019
- EN 61000-6-3: 2007 + A1: 2011
- EN 63000: 2018

Environmental requirements

- Ambient temp. operating: - 5 ... + 45 °C
- Ambient temp. non-op.: - 25 ... + 70 °C
- Rel. humidity (non-condensing): 5 ... 93 %

Mechanical data

- Housing: plastic
- DIN rail mounted device, width: 1 unit (18 mm)
- Weight: approx. 40 g

Controls and indicators

- 2 buttons and 3 LEDs (multicolor)
- KNX programming button with LED (red)

Modbus

- Type: TCP, Master or Slave
- As master: up to 5 slave devices
- As slave: up to 5 master devices simultaneously
- Up to 250 datapoints

Ethernet

- 100BaseT (100MBit/s)
- Supported internet protocols ARP, ICMP, IGMP, UDP/IP, TCP/IP, DHCP, Auto IP and Modbus TCP

KNX

- Medium TP
- Interface protocol: cEMI
- Max. APDU length: 55
- Device model: System B
- Up to 8 KNXnet/IP Tunneling connections simultaneously

Power supply

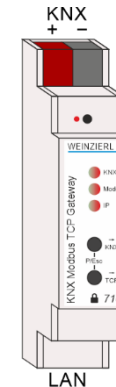
- KNX Bus approx. 20 mA

Connectors

- Bus connector for KNX (red / black)
- LAN RJ-45 socket

**Installation Instructions**

- The device may be used for permanent interior installations in dry locations or within distribution boards with DIN rail.

**WARNING**

- The device must be mounted and commissioned by an authorized electrician.
- The prevailing safety rules must be heeded.
- The device must not be opened.
- For planning and construction of electric installations, the relevant guidelines, regulations and standards of the respective country are to be considered.



ETS6 Database

[www.weinzierl.de/en/products/716/ets6](http://www.weinzierl.de/en/products/716/ets6)

Manual

[www.weinzierl.de/en/products/716/manual](http://www.weinzierl.de/en/products/716/manual)

CE Declaration

[www.weinzierl.de/en/products/716/ce-declaration](http://www.weinzierl.de/en/products/716/ce-declaration)

WEINZIERN ENGINEERING GmbH

Achatz 3-4  
84508 Burgkirchen an der Alz  
GERMANY

Tel.: +49 8677 / 916 36 – 0

E-Mail: [info@weinzierl.de](mailto:info@weinzierl.de)Web: [www.weinzierl.de](http://www.weinzierl.de)