

ES1030



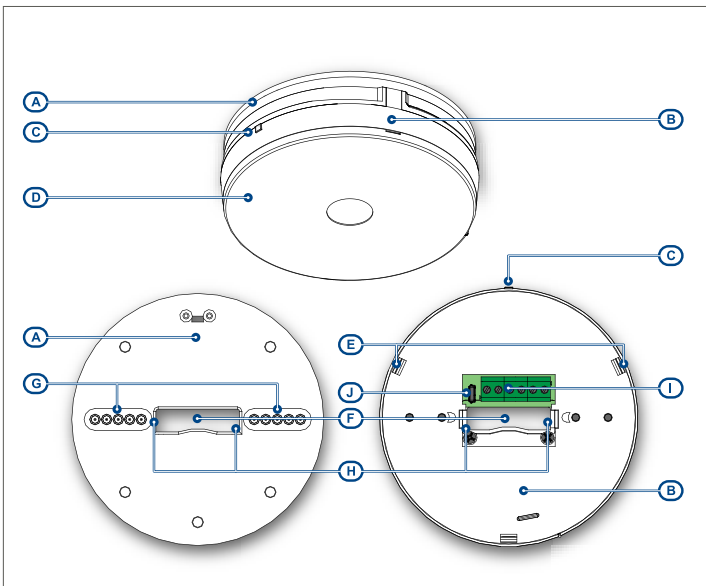
EN 54-3
EN 54-17



Inim Electronics S.r.l.
Centobuchi, via Dei Lavoratori 10
63076 Monteprandone (AP), Italy
+39 0735 705007
+39 0735 734912
info@inim.biz
www.inim.biz

IT Sirena indirizzata con avvisatore vocale

EN Addressable sounder with voice alert



Temperatura	da -10 a +55 °C
Umidità relativa	≤ 75 % senza condensazione
Tipo di ambiente	A (per uso interno)
Grado di protezione	IP21
Metodo d'installazione	fissaggio a soffitto
Dimensioni (AxLxP)	112 x 112,5 x 37 mm
Peso	155 g
Informazioni relative all'isolatore	
V _{max}	30 V ~
V _{min}	13 V ~
I _{C max}	0,5 A
I _{S max}	0,5 A
I _{L max}	10 mA
Z _{C max}	0,25 Ω

Descrizione delle parti

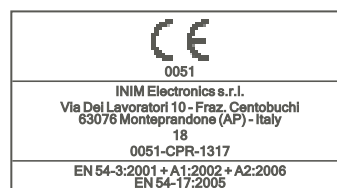
A	Staffa di ancoraggio	G	Fori pretranciati per ancoraggio
B	Sirena	H	Ganci fissaggio staffa
C	LED	I	Morsettiera
D	Coperchio	J	Connettore per programmatore
E	Fori fissaggio coperchio		
F	Foro passacavi		

Morsettiera



+	Terminale positivo	Loop
-	Terminale negativo	
+ EXT	Terminale positivo	Alimentazione esterna (opzionale)
- EXT	Terminale negativo	

Marcatura CE



Segnalazioni LED

LED verde	Attività sul loop
LED giallo	Guasto generico
	Programmatore collegato

Avvertenze e limitazioni

- Il dispositivo viene fornito completo di messaggi vocali registrati ed aventi caratteristiche adeguate. Eventuali messaggi vocali personalizzati dall'utente sono da ritenersi non conformi alla norma EN54-3, sezione dispositivi vocali di allarme incendio.
- Il dispositivo è conforme all'opzione

ES1030		
Sirena indirizzata con funzioni vocali per sistemi di rivelazione e di segnalazione d'incendio per edifici		
Caratteristiche essenziali	Prestazione	
Affidabilità di funzionamento	PASS	
Tolleranza al voltaggio di alimentazione	PASS	
Durabilità dell'affidabilità di funzionamento:	Resistenza termica	PASS
	Resistenza a urti e vibrazioni	PASS
	Resistenza all'umidità	PASS
	Resistenza alla corrosione	PASS
	Stabilità elettrica	PASS
	Resistenza all'ingresso	PASS
Caratteristiche essenziali	Prestazione	
C.3.2 Sincronizzazione	PASS	
Caratteristiche essenziali	Prestazione	
4.3.7 Sincronizzazione	PASS	

Dati del costruttore

Costruttore: Inim Electronics S.r.l.
Sito di produzione: Centobuchi, via Dei Lavoratori 10
63076 Monteprandone (AP), Italy
Tel: +39 0735 705007
Fax: +39 0735 734912
e-mail: info@inim.biz
Web: www.inim.biz

Il personale autorizzato dal costruttore a riparare o sostituire qualunque parte del sistema, è autorizzato ad intervenire solo su dispositivi commercializzati con il marchio Inim Electronics.

RAEE

Al sensi dell'art. 26 del Decreto Legislativo 14 marzo 2014, n. 49 "Attuazione della direttiva 2012/19/UE sui rifiuti di apparecchiature elettriche ed elettroniche (RAEE)"

Il simbolo del cassonetto barrato riportato sull'apparecchiatura o sulla sua confezione indica che il prodotto alla fine della propria vita utile deve essere raccolto separatamente dagli altri rifiuti. L'utente dovrà, pertanto, conferire l'apparecchiatura giunta a fine vita agli idonei centri comunali di raccolta differenziata dei rifiuti elettrotecnici ed elettronici. In alternativa alla gestione autonoma è possibile consegnare l'apparecchiatura che si desidera smaltire al rivenditore, al momento dell'acquisto di una nuova apparecchiatura di tipo equivalente. Presso i rivenditori di prodotti elettronici con superficie di vendita di almeno 400 m² è inoltre possibile consegnare gratuitamente, senza obbligo di acquisto, i prodotti elettronici da smaltire con dimensioni inferiori a 25 cm. L'adeguata raccolta differenziata per l'avvio successivo dell'apparecchiatura dismessa al riciclaggio, al trattamento e allo smaltimento ambientalmente compatibile contribuisce ad evitare possibili effetti negativi sull'ambiente e sulla salute e favorisce il riutilizzo e/o riciclo dei materiali di cui è composta l'apparecchiatura.

EN

Product description

The ES1030 sounder connects to the loop and acquires its own address during the configuration phase.

The sounder is powered by the loop when the "EXT" terminals are left disconnected. Supplying a voltage of 24Vdc to the aforementioned terminals, the device absorbs the current necessary for its functions from the external power source without putting any load on the loop.

The device is equipped with a short-circuit isolator capable of sectioning the loop in the event of a short circuit.

"sincronizzazione" delle norme EN54-3 per mezzo di un comando di sincronizzazione inviato periodicamente dalla centrale di controllo ai dispositivi di loop.

- I toni e le sequenze sono diversificati in base al file system del dispositivo:
- file system "1S", vedi tabella in appendice "Tones "1S"
- file system "2S", vedi tabella in appendice "Tones "2S"
- I toni e le sequenze certificati sono evidenziati nella colonna "EN54-3 approved".
- Il file system è riportato sull'etichetta applicata sul retro del dispositivo

Circa questo manuale

Codice del manuale: DCMIN1PES1030

Revisione: 121

Copyright: le informazioni contenute in questo documento sono proprietà esclusiva della Inim Electronics S.r.l. Nessuna riproduzione o modifica è permessa senza previa autorizzazione della Inim Electronics S.r.l. Tutti i diritti sono riservati.



The tone or voice message played in the event of activation must be selected at the control panel during the programming phase, in such a way as to obtain different signals for different situations. For the list of tones or messages, refer to the tables in the appendix.

Technical specifications (according to EN 54-3, EN 54-17)

Input voltage	
range	from 18 to 30 V $\overline{=}$
nominal	24 $\overline{=}$
Consumption	
at rest	200 μ A
maximum	in alarm (see <i>Tones</i> table)
External power supply voltage	
range	from 20 to 30 V $\overline{=}$
nominal	24 $\overline{=}$
Environmental operating conditions	
Temperature	from -10 to +55 °C
Relative humidity	\leq 75 % without condensation
Environmental type	A (indoor use)
Protection class	IP21
Installation method	ceiling mount
Dimensions (HxWxD)	112 x 112.5 x 37 mm
Weight	155 g
Isolator info	
V _{max}	30 V $\overline{=}$
V _{min}	13 V $\overline{=}$
I _{C max}	0.5 A
I _{S max}	0.5 A
I _{L max}	10 mA
Z _{C max}	0.25 Ω

Description of the parts

A	Fixing bracket	G	Pre-cut mounting holes
B	Sounder	H	Bracket clips
C	LED	I	Terminal block
D	Cover	J	Connector for the programmer
E	Cover blocking holes		
F	Cable hole		

Terminal board




+	Positive terminal	Loop
-	Positive terminal	
+ EXT	Positive terminal	External power supply (optional)
- EXT	Positive terminal	

LED signals

Green LED	Loop activity
Yellow LED	General fault Programmer connected

CE mark

 0051		
INIM Electronics s.r.l. Via Dei Lavoratori 10 - Fraz. Centobuchi 63076 Monteprandone (AP) - Italy 18 0051-CPR-1317		
EN 54-3:2001 + A1:2002 + A2:2006 EN 54-17:2005 ES1030 Addressable sounder with voice function for fire detection and fire alarm systems installed in buildings		
Essential characteristics	Performance	
Operational reliability	PASS	
Tolerance to supply voltage	PASS	
Durability of operational reliability:	Temperature resistance	PASS
	Vibration resistance	PASS
	Humidity resistance	PASS
	Corrosion resistance	PASS
	Electrical stability	PASS
	Access to the inside housing resistance	PASS
Essential characteristics	Performance	
C.3.2 Synchronization	PASS	
Essential characteristics	Performance	
4.3.7 Synchronization	PASS	

Manufacturer's details

Manufacturer: Inim Electronics S.r.l.
Production plant: Centobuchi, via Dei Lavoratori 10
 63076 Monteprandone (AP), Italy
Tel: +39 0735 705007
Fax: +39 0735 734912
e-mail: info@inim.biz
Web: www.inim.biz

The persons authorized by the manufacturer to repair or replace the parts of this system, hold authorization to work on Inim Electronics brand devices only.

Warnings and limitations

- The device is supplied with pre-recorded voice messages with adequate characteristics. Any voice message customized by the user is not compliant with EN54-3 standards, fire alarm vocal devices section.
- This device complies with "synchronization requirements" according to EN54-3 standards by means of periodic command sent from control panel over the loop.
- The tones and sequences are set according to the file system of the device:
 - file system "1S", see table in appendix "Tones "1S"".
 - file system "2S", see table in appendix "Tones "2S"".
- The certified tones and sequences are highlighted in the "EN54-3 approved" column.
- The file system is shown on the label attached to the back of the device.

About this manual

Manual code: DCMIN1PES1030

Revision: 121

Copyright: the information contained in this document is the sole property of Inim Electronics S.r.l. No part may be copied without written authorization from Inim Electronics S.r.l. All rights reserved.

WEEE



Informative notice regarding the disposal of electrical and electronic equipment (applicable in countries with differentiated waste collection systems)

The crossed-out bin symbol on the equipment or on its packaging indicates that the product must be disposed of correctly at the end of its working life and should never be disposed of together with general household waste. The user, therefore, must take the equipment that has reached the end of its working life to the appropriate civic amenities site designated to the differentiated collection of electrical and electronic waste. As an alternative to the autonomous management of electrical and electronic waste, you can hand over the equipment you wish to dispose of to a dealer when purchasing new equipment of the same type. You are also entitled to convey for disposal small electronic-waste products with dimensions of less than 25cm to the premises of electronic retail outlets with sales areas of at least 400m², free of charge and without any obligation to buy. Appropriate differentiated waste collection for the subsequent recycling of the discarded equipment, its treatment and its environmentally compatible disposal helps to avoid possible negative effects on the environment and on health and favours the re-use and/or recycling of the materials it is made of.



Tones "1S"

N°	Name	Description	Sound level (dB@1m)		Absorption (mA)	EN54-3 approved
			min	max		
0	Silence	No tone	0	0	0	
1	ISO 8201 2800Hz	2800Hz, (0.5sec ON / 0.5sec OFF) x3 / 1sec OFF	88	98	25	✓
2	ISO 8201 1000Hz	1000Hz, (0.5sec ON / 0.5sec OFF) x3 / 1sec OFF	77	87	12	✓
3	1KHz/800Hz 2Hz	(1000Hz + 800Hz) x 0.5sec	77	87	12	
4	NEN 2575:2000 (Dutch slow whoop)	(500Hz + 1200Hz) x 3.5sec / 0.5sec OFF	85	89	12	✓
5	SIN 1000Hz	1000Hz	77	87	12	✓
6	SIN 2800Hz	2800Hz	88	98	12	
7	Fast whoop (AS1670)	(500Hz + 1200Hz) x 0.5sec / 0.5sec OFF	81	88	12	✓
8	1000Hz 1sON/1sOFF	1000Hz, 1sec ON / 1sec OFF	77	87	12	
9	800Hz 0.2/1s	800Hz, 0.2sec ON / 1sec OFF	77	87	12	
10	800-1KHz 1Hz	(800Hz + 1000Hz) x 1sec	77	87	12	✓
11	AFNOR NF S 32 001	550Hz, 0.1sec / 440Hz, 0.4sec	76	85	10	✓
12	AS 1670 Alert	420Hz, 0.625sec ON / 0.625sec OFF	77	86	10	✓
13	AS1670 Evacuation	((500Hz + 1200Hz) x 0.5sec / 0.5sec OFF) x3 / 1.5-sec OFF	81	88	12	✓
14	DIN 33 404	(1200Hz + 500Hz) x 1sec	83	89	15	✓
15	No tone	none			0	
...		none				
17	PRE It	AS 1670 Alert + Message 1			12	✓
18	ALM It	ISO 8201 1000Hz + Message 2			12	✓
19	PRE En	AS 1670 Alert + Message 3			12	✓
20	ALM En	ISO 8201 1000Hz + Message 4			12	✓
21	PRE Fr	AS 1670 Alert + Message 5			12	✓
22	ALM Fr	ISO 8201 1000Hz + Message 6			12	✓
23	PRE Sp	AS 1670 Alert + Message 7			12	✓
24	ALM Sp	ISO 8201 1000Hz + Message 8			12	✓
25	PRE Pt	AS 1670 Alert + Message 9			12	✓
26	ALM Pt	ISO 8201 1000Hz + Message 10			12	✓
27	PRE Gr	AS 1670 Alert + Message 11			12	✓
28	ALM Gr	ISO 8201 1000Hz + Message 12			12	✓
29	PRE Ar	AS 1670 Alert + Message 13			12	✓
30	ALM Ar	ISO 8201 1000Hz + Message 14			12	✓
31	PRE NI	AS 1670 Alert + Message 15			12	✓
32	ALM NI	NEN 2575:2000 (Dutch slow whoop) + Message 16			12	✓

N°	Name	Description	Sound level (dB@1m)		Absorption (mA)	EN54-3 approved
			min	max		
...		none				
37	PRE It	ISO 8201 1000Hz + Message 1			12	✓
38	ALM It	ISO 8201 1000Hz + Message 2			12	✓
39	PRE En	ISO 8201 1000Hz + Message 3			12	✓
40	ALM En	ISO 8201 1000Hz + Message 4			12	✓
41	PRE Fr	ISO 8201 1000Hz + Message 5			12	✓
42	ALM Fr	ISO 8201 1000Hz + Message 6			12	✓
43	PRE Sp	ISO 8201 1000Hz + Message 7			12	✓
44	ALM Sp	ISO 8201 1000Hz + Message 8			12	✓
45	PRE Pt	ISO 8201 1000Hz + Message 9			12	✓
46	ALM Pt	ISO 8201 1000Hz + Message 10			12	✓
47	PRE Gr	ISO 8201 1000Hz + Message 11			12	✓
48	ALM Gr	ISO 8201 1000Hz + Message 12			12	✓
49	PRE Ar	ISO 8201 1000Hz + Message 13			12	✓
50	ALM Ar	ISO 8201 1000Hz + Message 14			12	✓
51	PRE NI	ISO 8201 1000Hz + Message 15			12	✓
52	ALM NI	ISO 8201 1000Hz + Message 16			12	✓
...		none				
58	PRE It	AS 1670 Alert + Message 1			12	✓
59	ALM It	AS 1670 Alert + Message 2			12	✓
60	PRE En	AS 1670 Alert + Message 3			12	✓
61	ALM En	AS 1670 Alert + Message 4			12	✓
62	PRE Fr	AS 1670 Alert + Message 5			12	✓
63	ALM Fr	AS 1670 Alert + Message 6			12	✓
64	PRE Sp	AS 1670 Alert + Message 7			12	✓
65	ALM Sp	AS 1670 Alert + Message 8			12	✓
66	PRE Pt	AS 1670 Alert + Message 9			12	✓
67	ALM Pt	AS 1670 Alert + Message 10			12	✓
68	PRE Gr	AS 1670 Alert + Message 11			12	✓
69	ALM Gr	AS 1670 Alert + Message 12			12	✓
70	PRE Ar	AS 1670 Alert + Message 13			12	✓
71	ALM Ar	AS 1670 Alert + Message 14			12	✓
72	PRE NI	AS 1670 Alert + Message 15			12	✓
73	ALM NI	AS 1670 Alert + Message 16			12	✓
...						
79	PRE It/En	AS 1670 Alert + Message 1 + Message 3			12	✓
80	ALM It/En	ISO 8201 1000Hz + Message 2 + Message 4			12	✓
81	PRE It/En/Fr/Sp	AS 1670 Alert + Message 1+ Message 3 + Message 5 + Message 7			12	✓
82	ALM It/En/Fr/Sp	ISO 8201 1000Hz + Message 2 + Message 4 + Message 6 + Message 8			12	✓
83	PRE It/En/Fr/Sp/Pt	AS 1670 Alert + Message 1+ Message 3 + Message 5 + Message 7+ Message 9			12	✓
84	ALM It/En/Fr/Sp/Pt	ISO 8201 1000Hz + Message 2 + Message 4 + Message 6 + Message 8+ Message 10			12	✓
85	PRE En/Fr	AS 1670 Alert + Message 3 + Message 5			12	✓
86	ALM En/Fr	ISO 8201 1000Hz + Message 4 + Message 6			12	✓
87	PRE En/Fr/Sp/Pt	AS 1670 Alert + Message 3 + Message 5 + Message 7 + Message 9			12	✓
88	ALM En/Fr/Sp/Pt	ISO 8201 1000Hz + Message 4 + Message 6 + Message 8 + Message 10			12	✓
89	PRE Sp/Pt	AS 1670 Alert + Message 7 + Message 9			12	✓
90	ALM Sp/Pt	ISO 8201 1000Hz + Message 8 + Message 10			12	✓
91	PRE En/Gr	AS 1670 Alert + Message 3 + Message 11			12	✓
92	ALM En/Gr	ISO 8201 1000Hz + Message 4 + Message 12			12	✓
93	PRE En/Fr/Gr	AS 1670 Alert + Message 3 + Message 5 + Message 11			12	✓
94	ALM En/Fr/Gr	ISO 8201 1000Hz + Message 4 + Message 6 + Message 12			12	✓
95	PRE En/Fr/Sp/Pt/Gr	AS 1670 Alert + Message 3 + Message 5 + Message 7 + Message 9 + Message 11			12	✓
96	ALM En/Fr/Sp/Pt/Gr	ISO 8201 1000Hz + Message 4 + Message 6 + Message 8 + Message 10 + Message 12			12	✓
97	PRE En/Ar	AS 1670 Alert + Message 3 + Message 13			12	✓

N°	Name	Description	Sound level (dB@1m)		Absorption (mA)	EN54-3 approved
			min	max		
98	ALM En/Ar	ISO 8201 1000Hz + Message 4 + Message 14			12	
99	PRE En/Fr/Ar	AS 1670 Alert + Message 3 + Message 5 + Message 13			12	✓
100	ALM En/Fr/Ar	ISO 8201 1000Hz + Message 4 + Message 6 + Message 14			12	
101	PRE Fr/NI	AS 1670 Alert + Message 5 + Message 15			12	✓
102	ALM Fr/NI	NEN 2575:2000 (Dutch slow whoop) + Message 6 + Message 16			12	✓
103	PRE En/Fr/NI	AS 1670 Alert + Message 3 + Message 5 + Message 15			12	✓
104	ALM En/Fr/NI	NEN 2575:2000 (Dutch slow whoop) + Message 4 + Message 6 + Message 16			12	✓

Messages "1S"

N°	Language	Type	Body
1	Italiano (Italian)	Pre-alarm	ATTENZIONE! E' stata segnalata una condizione di pericolo incendio! Sono in corso le opportune verifiche! Siete pregati di rimanere calmi ed in attesa di ulteriori istruzioni in prossimità degli altoparlanti.
2		Alarm	ATTENZIONE! ATTENZIONE! Allarme incendio! Evacuare l'edificio attraverso le uscite di sicurezza più vicine! Non utilizzare gli ascensori!
3	English	Pre-alarm	ATTENTION PLEASE! A fire alert has been reported, we are investigating the cause, please remain calm and stand by near the speaker for further instructions!
4		Alarm	ATTENTION PLEASE! ATTENTION PLEASE! This is a FIRE alarm! Please leave the building immediately by the nearest exit! Do not use elevators!
5	Français (French)	Pre-alarm	ATTENTION, une alarme incendie est détectée, la cause est étudiée, veuillez rester calme et attendez d'autres instructions.
6		Alarm	ATTENTION, ATTENTION, une alarme incendie est détectée, veuillez quitter le bâtiment. Utiliser les voies d'évacuation désignées, ne pas utiliser les ascenseurs.
7	Español (Spanish)	Pre-alarm	¡ATENCIÓN POR FAVOR! Se ha informado de una alerta de incendio, estamos investigando la causa, por favor manténgase en calma y manténgase cerca del altavoz para obtener más instrucciones.
8		Alarm	¡ATENCIÓN POR FAVOR! ¡Esto es una alarma real de incendio! Por favor, deje el edificio inmediatamente por la salida más cercana! ¡No use los ascensores!
9	Português (Portuguese)	Pre-alarm	ATENÇÃO POR FAVOR! Foi reportado um alerta de fogo, estamos a investigar a causa, por favor mantenha a calma e aguarde por mais instruções através do Alto-falante!
10		Alarm	ATENÇÃO POR FAVOR! ATENÇÃO POR FAVOR! Isto é um alarme de FOGO! Por favor abandone o edifício imediatamente pela saída mais próxima! Não use os elevadores!
11	Ελληνικά (Greek)	Pre-alarm	ΠΑΡΑΚΑΛΩ ΠΡΟΣΟΧΗ! Αναφέρθηκε μία ειδοποίηση φωτιάς και ερευνούμε την αιτία, παρακαλώ παραμείνετε ψύχραιμοι και αναμείνετε για περαιτέρω οδηγίες!
12		Alarm	ΠΑΡΑΚΑΛΩ ΠΡΟΣΟΧΗ! ΠΑΡΑΚΑΛΩ ΠΡΟΣΟΧΗ! Συναγερμός Φωτιάς! Παρακαλούμε εκκενώστε το κτήριο αμέσως χρησιμοποιώντας τη πλησιέστερη έξοδο. ΜΗΝ χρησιμοποιείτε τους ανελκυστήρες!
13	عربي (Arabic)	Pre-alarm	تنبيه: يرجى الانتباه! تم الإبلاغ عن حالة تأهب للحريق، ونحن نتحقق في السبب، يرجى الهدوء والوقوف بالقرب من مكبر الصوت للحصول على مزيد من التعليمات
14		Alarm	إنذار: يرجى الانتباه! يرجى الانتباه! هذا إنذار الحريق! يرجى ترك المبنى فوراً عن طريق أقرب مخرج !! لا تستخدم المصاعد
15	Nederlands (Dutch)	Pre-alarm	ATTENTIE astublieft, er is een brandalarm gedetecteerd, de oorzaak wordt onderzocht, blijf alstublieft rustig en wacht verdere instructies af.
16		Alarm	ATTENTIE, ATTENTIE, er is een BRAND alarm gedetecteerd, verlaat het gebouw, maak gebruik van de aangewezen vluchtroutes, maak geen gebruik van de liften.



Tones "2S"

N°	Name	Description	Sound level		Absorption (mA)	EN54-3 approved
			(dB@1m)	(m)		
			min	max	tone	
0	Silence	No tone	0	0	0	
1	ISO 8201 2800Hz	2800Hz, (0.5sec ON / 0.5sec OFF) x3 / 1sec OFF	88	98	25	✓
2	ISO 8201 1000Hz	1000Hz, (0.5sec ON / 0.5sec OFF) x3 / 1sec OFF	77	87	12	✓
3	1KHz/800Hz 2Hz	(1000Hz + 800Hz) x 0.5sec	77	87	12	✓
4	NEN 2575:2000 (Dutch slow whoop)	(500Hz + 1200Hz) x 3.5sec / 0.5sec OFF	85	89	12	✓
5	SIN 1000Hz	1000Hz	77	87	12	✓
6	SIN 2800Hz	2800Hz	88	98	12	✓
7	Fast whoop (AS1670)	(500Hz + 1200Hz) x 0.5sec / 0.5sec OFF	81	88	12	✓
8	1000Hz 1sON/1sOFF	1000Hz, 1sec ON / 1sec OFF	77	87	12	✓
9	800Hz 0.2/1s	800Hz, 0.2sec ON / 1sec OFF	77	87	12	✓
10	800-1KHz 1Hz	(800Hz + 1000Hz) x 1sec	77	87	12	✓
11	AFNOR NF S 32 001	550Hz, 0.1sec / 440Hz, 0.4sec	76	85	10	✓
12	AS 1670 Alert	420Hz, 0.625sec ON / 0.625sec OFF	77	86	10	✓
13	AS1670 Evacuation	((500Hz + 1200Hz) x 0.5sec / 0.5sec OFF) x3 / 1.5sec OFF	81	88	12	✓
14	DIN 33 404	(1200Hz + 500Hz) x 1sec	83	89	15	✓
15	No tone	none			0	
...		none				
17	PRE En	AS 1670 Alert + Message 1			12	✓
18	ALM En	ISO 8201 1000Hz + Message 2			12	✓
19	PRE Fr	AS 1670 Alert + Message 3			12	✓
20	ALM Fr	ISO 8201 1000Hz + Message 4			12	✓
21	PRE Sp	AS 1670 Alert + Message 5			12	✓
22	ALM Sp	ISO 8201 1000Hz + Message 6			12	✓
23	PRE Pt	AS 1670 Alert + Message 7			12	✓
24	ALM Pt	ISO 8201 1000Hz + Message 8			12	✓
25	PRE Fi	AS 1670 Alert + Message 9			12	✓
26	ALM Fi	ISO 8201 1000Hz + Message 10			12	✓
27	PRE He	AS 1670 Alert + Message 11			12	✓
28	ALM He	ISO 8201 1000Hz + Message 12			12	✓
29	PRE Ar	AS 1670 Alert + Message 13			12	✓
30	ALM Ar	ISO 8201 1000Hz + Message 14			12	✓
31	PRE Ka	AS 1670 Alert + Message 15			12	✓
32	ALM Ka	ISO 8201 1000Hz + Message 16			12	✓

N°	Name	Description	Sound level		Absorption (mA)	EN54-3 approved
			(dB@1m)	(m)		
			min	max	tone	
33	PRE Ro	AS 1670 Alert + Message 17			12	✓
34	ALM Ro	ISO 8201 1000Hz + Message 18			12	✓
...		none				
39	PRE En	ISO 8201 1000Hz + Message 1			12	✓
40	ALM En	ISO 8201 1000Hz + Message 2			12	✓
41	PRE Fr	ISO 8201 1000Hz + Message 3			12	✓
42	ALM Fr	ISO 8201 1000Hz + Message 4			12	✓
43	PRE Sp	ISO 8201 1000Hz + Message 5			12	✓
44	ALM Sp	ISO 8201 1000Hz + Message 6			12	✓
45	PRE Pt	ISO 8201 1000Hz + Message 7			12	✓
46	ALM Pt	ISO 8201 1000Hz + Message 8			12	✓
49	PRE Ar	ISO 8201 1000Hz + Message 13			12	✓
50	ALM Ar	ISO 8201 1000Hz + Message 14			12	✓
...		none				
60	PRE En	AS 1670 Alert + Message 1			12	✓
61	ALM En	AS 1670 Alert + Message 2			12	✓
62	PRE Fr	AS 1670 Alert + Message 3			12	✓
63	ALM Fr	AS 1670 Alert + Message 4			12	✓
64	PRE Sp	AS 1670 Alert + Message 5			12	✓
65	ALM Sp	AS 1670 Alert + Message 6			12	✓
66	PRE Pt	AS 1670 Alert + Message 7			12	✓
67	ALM Pt	AS 1670 Alert + Message 8			12	✓
70	PRE Ar	AS 1670 Alert + Message 13			12	✓
71	ALM Ar	AS 1670 Alert + Message 14			12	✓
85	PRE En/Fr	AS 1670 Alert + Message 1 + Message 3			12	✓
86	ALM En/Fr	ISO 8201 1000Hz + Message 2 + Message 4			12	✓
87	PRE En/Fr/Sp/Pt	AS 1670 Alert + Message 1 + Message 3 + Message 5 + Message 7			12	✓
88	ALM En/Fr/Sp/Pt	ISO 8201 1000Hz + Message 2 + Message 4 + Message 6 + Message 8			12	✓
89	PRE Sp/Pt	AS 1670 Alert + Message 5 + Message 7			12	✓
90	ALM Sp/Pt	ISO 8201 1000Hz + Message 6 + Message 8			12	✓
97	PRE En/Ar	AS 1670 Alert + Message 1 + Message 13			12	✓
98	ALM En/Ar	ISO 8201 1000Hz + Message 2 + Message 14			12	✓
99	PRE En/Fr/Ar	AS 1670 Alert + Message 1 + Message 3 + Message 13			12	✓
100	ALM En/Fr/Ar	ISO 8201 1000Hz + Message 2 + Message 4 + Message 14			12	✓
101	PRE Fr/Ar	AS 1670 Alert + Message 5 + Message 13			12	✓
102	ALM Fr/Ar	ISO 8201 1000Hz + Message 6 + Message 14			12	✓
103	PRE En/Fi	AS 1670 Alert + Message 1 + Message 9			12	✓
104	ALM En/Fi	ISO 8201 1000Hz + Message 2 + Message 10			12	✓
105	PRE En/He	AS 1670 Alert + Message 1 + Message 11			12	✓
106	ALM En/He	ISO 8201 1000Hz + Message 2 + Message 12			12	✓
107	PRE En/Ro	AS 1670 Alert + Message 1 + Message 17			12	✓
108	ALM En/Ro	ISO 8201 1000Hz + Message 2 + Message 18			12	✓

Messages "2S"

N°	Language	Type	Body
1	English	Pre-alarm	ATTENTION PLEASE! A fire alert has been reported, we are investigating the cause, please remain calm and stand by near the speaker for further instructions!
2		Alarm	ATTENTION PLEASE! ATTENTION PLEASE! This is a FIRE alarm! Please leave the building immediately by the nearest exit! Do not use elevators!
3	Français (French)	Pre-alarm	ATTENTION, une alarme incendie est détectée, la cause est étudiée, veuillez rester calme et attendez d'autres instructions.
4		Alarm	ATTENTION, ATTENTION, une alarme incendie est détectée, veuillez quitter le bâtiment. Utiliser les voies d'évacuation désignées, ne pas utiliser les ascenseurs.
5	Español (Spanish)	Pre-alarm	¡ATENCIÓN POR FAVOR! Se ha informado de una alerta de incendio, estamos investigando la causa, por favor manténgase en calma y manténgase cerca del altavoz para obtener más instrucciones.
6		Alarm	¡ATENCIÓN POR FAVOR! ¡Esto es una alarma real de incendio! Por favor, deje el edificio inmediatamente por la salida más cercana! ¡No use los

N°	Language	Type	Body
			ascensores!
7	Português (Portuguese)	Pre-alarm	ATENÇÃO POR FAVOR! Foi reportado um alerta de fogo, estamos a investigar a causa, por favor mantenha a calma e aguarde por mais instruções através do Alti-falante!
8		Alarm	ATENÇÃO POR FAVOR! ATENÇÃO POR FAVOR! Isto é um alarme de FOGO! Por favor abandone o edifício imediatamente pela saída mais próxima! Não use os elevadores!
9	Suomalainen (Finnish)	Pre-alarm	HUOMIO, Palohälytyksen ennakkoilmoitus, hälytyksen syytä tarkistetaan, pysy rauhallisena ja odota kaittimiten lähellä lisäohjeita!
10		Alarm	HUOMIO, HUOMIO, Palohälytys, poistu rakennuksesta lähimmän uloskäynnin kautta, älä käytä hissejä!
11	עברית (Hebrew)	Pre-alarm	שימו לב! קיים דווח על התראת שריפה, המצב בבדיקה, אנו הישרא רגועים והישמעו להוראות
12		Alarm	שימו לב! זו אזעקת אש, נא לפנות את המבנה, אין להשתמש במעלית
13	عربي (Arabic)	Pre-alarm	تنبيه: يرجى الانتباه! تم الإبلاغ عن حالة نأهب للحريق، ونحن نحقق في السبب، يرجى الهدوء والوقوف بالقرب من مكبر الصوت للحصول على مزيد من التعليمات
14		Alarm	إذار: يرجى الانتباه! يرجى الانتباه! هذا إذار الحريق! يرجى ترك المبنى فوراً عن طريق أقرب إ مخرج! لا تستخدم المصاعد
15	თქლითარტან (Georgian)	Pre-alarm	ATTENTION PLEASE! A fire alert has been reported, we are investigating the cause, please remain calm and stand by near the speaker for further instructions!
16		Alarm	ATTENTION PLEASE! ATTENTION PLEASE! This is a FIRE alarm! Please leave the building immediately by the nearest exit! Do not use elevators!
17	Română (Romanian)	Pre-alarm	Atenție! S-a produs o alertă la sistemul de incendiu! Cât timp investigăm cauza vă rugăm să vă păstrați calmul și să rămâneți aproape de difuzoare pentru a primi instrucțiunile ulterioare.
18		Alarm	Atenție! Atenție! Aceasta este o alarmă de incendiu! Vă rugăm să părăsiți clădirea imediat prin cel mai apropiat punct de acces. Nu folosiți liftul.

