

## Product Page


The KNX-Sensor SK10-THC-ALKFx can be used on cooling ceilings, pipes or other objects centrally to avoid condensation.

- Air temperature
- Dew point temperature
- Relative humidity
- Absolute humidity and energy content ( enthalpy )
- Control functions for heating and cooling applications ( can be combined )
- Setpoint temperatures for Comfort, Standby, Economy and Protection, selectable via KNX HVAC objects
- Setpoint change via objects
- Storage of minimum- and maximum-temperature
- Heat- and frost-alarm
- Limits for temperature and humidity
- Fan control by humidity limits and external inputs
- Detecting of dew point temperature and alarm / regulation at risk of condensation
- Adaptation for setpoint and maximum temperatures
- Controller output 0...100% or programmable PWM for thermal actuators
- Valve rinse function
- Second temperature controller as auxiliary controller

Four logic blocks for the logical link between internal and external signals.

- 10 associated logic inputs / outputs
- Heat- and cooling-request as additionally available signals
- Functions "AND, OR, NOT, XOR" for binary logic
- Functions "+ - \*" for 8-bit values
- Function "=" for conditional forwarding of events

Article No. 30531161 / 30531162



**SK10-THC-ALKF1**  
**SK10-THC-ALKF2**

Sensor: Sensirion SHT11  
 Ø 14mm, 45 mm  
 The probe is protected from dust by a propoplast protective coating

#### Measurement Range

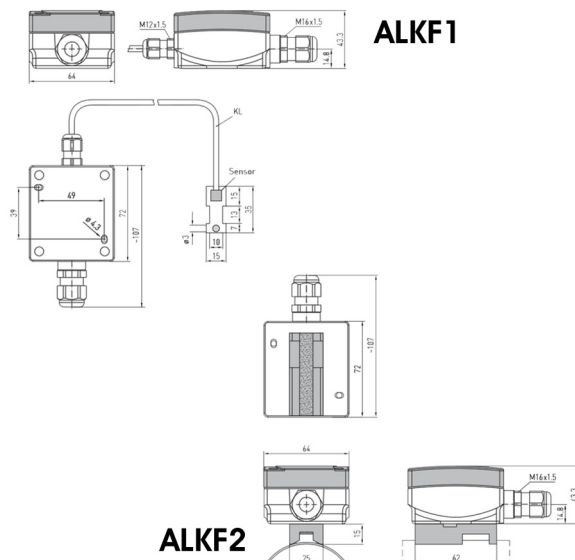
Temperature: -25 .. +80°C  
 Resolution: 0.02°C  
 Accuracy: ± 0,4°C (5..60°C), else ± 0,8°C

rel. Humidity: 0 .. 100% r.H  
 Resolution: 0.02% r.H  
 Accuracy: ± 3% r.H (20..80%) @ 25°C, else ± 5%

Operation Temperature: -25 .. +80°C  
 Storage Temperature: -25 .. +80°C

Protection Class: IP54

**When installing, make sure that no condensate can get into the sensor system !**




## Startup

The KNX Sensor is set up using the ETS ( Version 4 or higher ) and the applicable application program.

The sensor is delivered unprogrammed.

All functions are programmed and parameterized with ETS.

Please read the ETS instructions.



## Assembly

The **SK10-THC-ALKFx** sensor is designed for indoor and outdoor installation with the sensor facing down.

The sensor is located in a IP54 plastic housing.

The sensor is mounted on the wall with two screws.

## In Case of Bus Voltage Recurrence

All changes made using the help key for the KNX bus are saved if the device has been correctly parameterized.

By using the weighted mixture temperature, the external temperature scaling is set to 0% until an external temperature value is received.

The measuring and control values start with their current values ( integral component=0 by PI-Controller ).

The ETS parameter settings are retained.

## Discharge Program and Reset Sensor

In order to delete the programming ( projecting ) and to reset the module back to delivery status, it must be switched off ( disconnect the KNX bus ).

Press and hold the programming button while reconnecting the KNX bus and wait until the programming LED lights up ( approx. 5-10 seconds ).

Now you can release the programming button.

The module is ready for renewed projecting.

If you release the programming button too early, repeat the aforementioned procedure.

## Technical Data

### Technical Data - SK10-THC-ALKFx

Measurement	Temperature Relative Humidity
Calculated Values	Absolute Humidity Dewpoint Temperature Enthalpie
Control	Integrated
Temperature Range	-25 .. +80°C
Resolution	0.02°C
Accuracy	± 0,4°C (5..60°C), else ± 0,8°C
rel. Humidity Range	0 .. 100% r.H
Resolution	0.02% r.H
Accuracy	± 3% r.H (20..80%) @ +25°C, else ± 5% r.H
Operating Voltage	KNX Bus Voltage 21 .. 32VDC
Power Consumption	approx. 240mW ( at 24VDC )
Environment Temperature KNX-Module	Operating: -25 .. +80°C Storage: -25 .. +80°C
Environment Humidity KNX-Module	0 .. 100% r.H Non Condensing
Bus Coupler	Integrated
Auxiliary Supply	Not Required
Startup with the ETS Version 4 or higher	<b>HLK305</b>
Curcuit Points	KNX 2-Pole Clamps ( red / black )
Protection Class	IP54
Housing KNX-Module	Plastic
Dimensions Housing KNX-Module	( 72 x 64 x 40 ) mm
Article Number	ALKF1 : 30531161 ALKF2 : 30531162

## Imprint

Editor: Arcus-EDS GmbH, Rigaer Str. 88, 10247 Berlin

Responsible for the contents: Hjalmar Hevers, Reinhard Pegelow

Reprinting in part or in whole is only permitted with the prior permission of Arcus-EDS GmbH.

All information is supplied without liability. Technical specifications and prices can be subject to change.

## Liability

The choice of the devices and the assessment of their suitability for a specified purpose lie solely in the responsibility of the buyer. Arcus-EDS does not take any liability or warranty for their suitability. Product specifications in catalogues and data sheets do not represent the assurance of certain properties, but derive from experience values and measurements. A liability of Arcus-EDS for damages caused by incorrect operation/projecting or malfunction of devices is excluded. The operator/project developer has to make sure that incorrect operation, planning errors and malfunctions cannot cause subsequent damages.

## Safety Regulations

Attention! Installation and mounting must be carried out by a qualified electrician.

The buyer/operator of the facility has to make sure that all relevant safety regulations, issued by VDE, TÜV and the responsible energy suppliers are respected. There is no warranty for defects and damages caused by improper use of the devices or by non-compliance with the operating manuals.

## Warranty

We take over guarantees as required by law.

Please contact us if malfunctions occur. In this case, please send the device including a description of the error to the company's address named below.

## Manufacturer



## Registered Trademarks



The CE trademark is a curb market sign that exclusively directs to authorities and does not include any assurance of product properties.



Registered trademark of the Konnex Association.