






KAL2424CD

Part number: A102424CD

Switching power supply with integrated charger 24Vdc - 1A



APPLICATION FIELDS

-  RESIDENTIAL
-  COMMERCIAL
-  MEDICAL
-  PUBLIC SERVICE
-  PUBLIC ENTERTAINMENT

Installation	DIN rail
Technology	Switching
Phase	Single
Input voltage (Vac)	100 - 240 Vac
Input current lout (A)	0,45 (115Vac) / 0,50 (230Vac)
Inrush current (A)	35
Input frequency (Hz)	50 - 60
Power Dissipation at 230Vac (W)	7,5
Efficiency (%)	>82
Power (W)	25

Output voltage	
Adjustable Output (Vdc)	12 - 14
Output current (A)	1
Derating	75mA / °C from 50°C to 60°C
IP rating	IP20
Cooling	Natural
Working temperature (°C)	-20 +60
Communication	-
Available contact	-
Signalling	Absent output voltage, Charger fault, DC OK
Protections	Overload, Short circuit, Thermal
Connection	Screw
Material	Plastic fire-retardant UL-94V-0
Standards	EN 61000-3-3, EN 61000-6-1, EN 61000-6-3, EN 62368-1
Classification Pelv / Selv	pelv / selv
Warranty	2 Year
Package quantity (pieces)	
Height (mm)	90
Width (mm)	70
Depth (mm)	66
Weight (Kg)	0,35